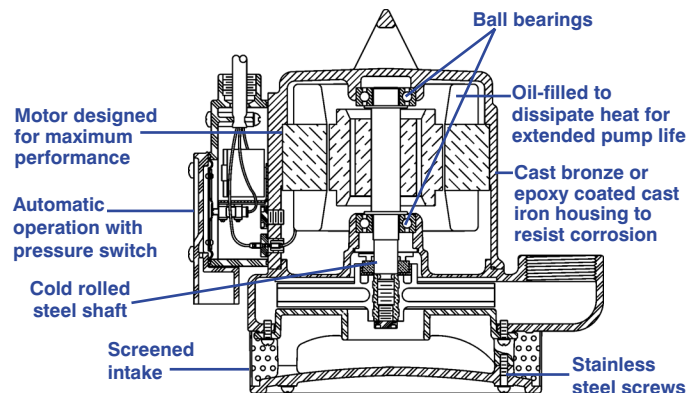


10 & 12 SERIES



Features

- Cast bronze or cast iron pump housing with protective epoxy coating for corrosion and rust resistance
- Oil-filled motor housing for lifetime lubrication and rapid heat dissipation
- 1/2 hp split phase motor
- Stainless steel fasteners
- Mechanical seal (stainless steel spring, nitrile parts, carbon and ceramic faces)
- Bearings: upper and lower ball bearings for extended motor life
- Thermal overload protection
- Nylon switch housing
- Manual and automatic models
- Automatic operation with pressure switch operates when water level is between 8-1/2" to 12". Pump shuts off when water level falls between 1-1/2" to 5" (Pressure switch is non-adjustable)
- UL/CSA listed

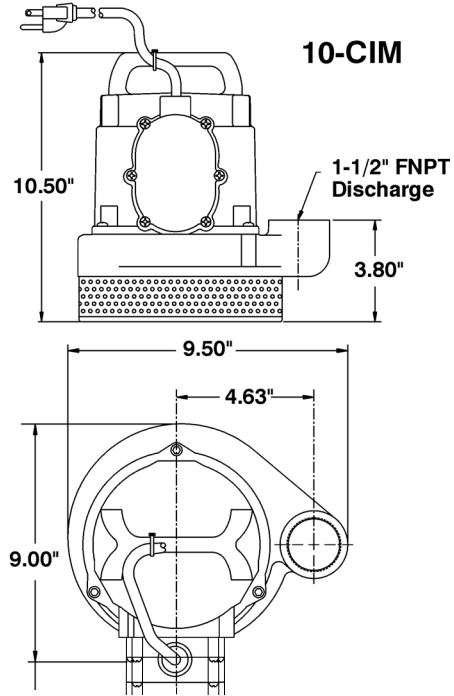
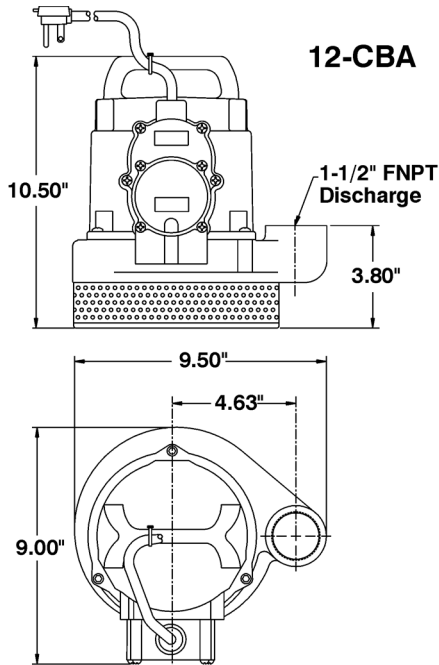


10-CIA

For residential and commercial use, the Model 10 and 12 Series sump pumps provide efficient and reliable service in applications requiring high volume water dispersal. Pumps feature a 1-1/2" discharge with a maximum lift of 23' and 26'. All have cast iron or cast bronze housing and volute. A choice of manual or automatic versions with various switch configurations provides the used the right pump for their needs.

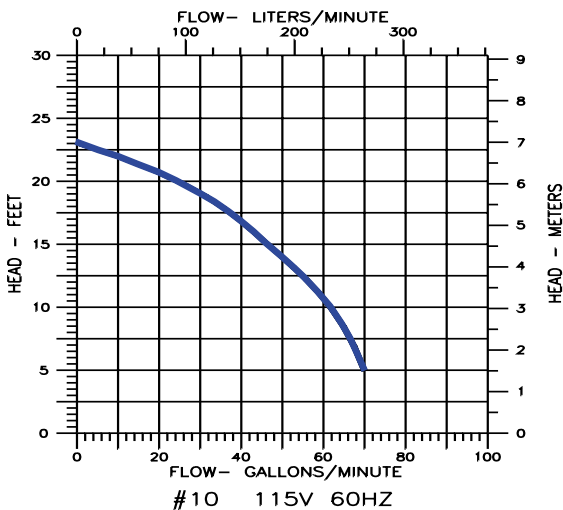
Little Giant Pump Co.

10 & 12 SERIES SUMP PUMPS



Specifications

MODEL NO.	ITEM NO.	H.P.	VOLTS	AMPS S/R	WATTS	PERFORMANCE (GPM @ HEAD)			SHUTOFF (FT.)	SHUTOFF (P.S.I.)	POWER CORD (FT.)	DIMENSIONS (H x L x W) (IN.)
						5'	10'	15'				
10-CIM	510055	1/2	115	40/11	1,100	70	63	45	23	10	10	10.5 x 9.3 x 9.5
10-CIA	510155	1/2	115	40/11	1,100	70	63	45	23	10	10	10.5 x 9.3 x 9.5
10-CIA	510156	1/2	115	40/11	1,100	70	63	45	23	10	25	10.5 x 9.3 x 9.5
12-CBM	512055	1/2	115	40/11	1,100	83	66	50	26	11.2	10	10.5 x 8.5 x 9.5
12-CBA	512155	1/2	115	40/11	1,100	83	66	50	26	11.2	10	10.5 x 8.5 x 9.5
12-CBA	512125	1/2	115	40/11	1,100	83	66	50	26	11.2	25	10.5 x 8.5 x 9.5



Construction

Motor Housing	Epoxy-coated Cast Iron on #10 Series (Cast bronze on #12 Series)
Impeller Material	Nylon
Impeller Type	Non-Clog
Volute	Epoxy-coated Cast Iron on #10 Series (Cast bronze on #12 Series)
Power Cord	16-3 SJTW
Mechanical Shaft Seal	Nitrile parts, carbon & ceramic faces
Fasteners	Stainless Steel
Shaft	CRS
Bearings	Stainless Steel upper & lower ball bearings



ISO 9001 CERTIFIED

Little Giant Pump Co.

PO Box 12010
Okla. City, OK 73157

Phone: 405.947.2511
Fax: 405.228.1550

www.LittleGiantPump.com

Form 995203 — 10/99